

TRAVIS COUNTY ESD #3 BOARD MEETING

TABLE OF CONTENTS

April 26, 2021

1. Agenda	page 1
2. Minutes from March 22, 2021	pages 2 - 3
3. Treasurer's Report	pages 4 - 13
4. Payments over \$2,000	page 14
5. Sales Tax Statistics	pages 15 - 24
6. Chief's Monthly Status Report	pages 25 - 27

NOTICE IS HEREBY GIVEN that the Board of Emergency Services Commissioners of Travis County Emergency Services District No. 3 (TCESD3) will hold a regular meeting at 7:30 p.m. on Monday, April 26, 2021. On March 16, 2020, in accordance with Texas Government Code § 418.016, Governor Abbott suspended various provisions of the Open Meetings Act that require government officials and members of the public to be physically present at a specified meeting location due to the COVID-19 virus. Pursuant to that suspension, members of the public will not be allowed to attend this regular meeting in person.

The **public** may view this regular meeting while in progress online at the following web address:

<https://us02web.zoom.us/j/81501837394?pwd=Yy9WbzJkOHI0TnMwSTdDaW5kWHpzUT09>

An electronic copy of the agenda and its published contents can be found at:

<http://www.oakhillfire.org/esddocs/Meetings/ESD Board Package 20210426.pdf>

Please note that members of the **public** who wish to communicate to the Commissioners during the "Public Comments" item (#3) on the agenda may do so by selecting the "Raise Hand" icon on their screen and standby for acknowledgement.

The subject of and matters to be considered at said meeting include, among other business, the following:

1. Call to order.
2. Proof of quorum.
3. **Comments from the Public:** Receive comments from visitors and a response once acknowledged.
4. Review and approve the minutes of the March 22, 2021 regular meeting of the District.
5. Review and approval of the Treasurers' monthly report for March 2021.
6. Approve payments over \$2,000 from March 18 to April 22, 2021.
7. Review Sales Tax Statistics
8. Review of Chief's Monthly Status Reports
 1. Significant incident runs;
 2. Statistics;
 3. Special Project Updates
9. Other Business:
 1. Report on any ESDCC activities. Announcement of the next ESDCC meeting dates.
 2. Commissioner Announcements (no action will be taken on any such announcements).
10. Announcement of future meeting dates of the Board of ESD 03 Commissioners.
11. Adjourn.

By: _____ Herb Holloway, Business Manager

NOTE: The Board of Emergency Services Commissioners reserves the right to adjourn into Closed Meeting at any time during the course of this meeting to discuss any of the agenda items listed above as authorized by Texas Government Code, Section 551.071 (Consultation with Attorney), 551.072 (Deliberations about Real Property), 551.073 (Deliberations about Gifts and Donations), 551.074 (Personnel Matters), and 551.076 (Deliberations about Security Devices) or other applicable law. Each person, organization or group wishing to address the Board will be allowed a maximum of three (3) minutes to speak on items on the agenda or other business of the District. The speaker will give his/her name, address, organizational affiliation, if any, and indicate the subject he/she intends to address. The Board welcomes citizen comment on any issue, but the Open Meetings Act prohibits any board action on issues not posted on the agenda. The District reserves the right to terminate any presentation by a speaker if it is disruptive of the good conduct of the meeting, or is in violation of law.

The undersigned affirms and states that he posted or caused to be posted a true and correct copy of the foregoing notice at a place convenient to the public at the Travis County ESD3 Administrative Office, 4111 Barton Creek Boulevard, Travis County, Texas, a location within said Travis County Emergency Services District Number 3 at _____ .M. on April 23, 2021

By: _____ Herb Holloway, Business Manager

Minutes of Travis County Emergency Services District #3

March 22, 2021

Attached to and incorporated into these minutes is a copy of the official agenda for the March 22, 2021 meeting. The meeting was held electronically via a ZOOM connection and not in person, due to the COVID pandemic.

Under Agenda Items 1 & 2: Commissioner President Edd New called the Travis County Emergency Services District #3 (TCESD# 3, the District) Board of Commissioners' regular meeting to order at 7:00 p.m. via a ZOOM connection. A quorum was established with Commissioners Carroll Knight, David Detwiler, John Villanacci and Matt Escobedo present.

Fire department personnel present at the meeting included: Chief Wittig, Business Manager Holloway and Battalion Chief Robert Hartigan.

Jimmy Romell with Maxwell Locke & Ritter CPA's.

Under Agenda Item 3: There were no Visitors comments.

Under Agenda Item 4: Commissioner Detwiler moved to approve the February 22, 2021 regular meeting minutes. Commissioner Escobedo seconded the motion, which carried unanimously.

Under Agenda Item 5: The February Treasurers monthly reports were reviewed. Commissioner Villanacci moved to approve. Commissioner Detwiler seconded the motion, which carried unanimously.

Under Agenda Item 6: Checks and distributions over \$2,000 were reviewed for the period of February 18th to March 18, 2021. Commissioner Knight moved to approve. Commissioner Escobedo seconded the motion, which carried unanimously.

Under Agenda Item 7: Jimmy Romell with the Auditing Firm of Maxwell Locke & Ritter reviewed the audit report ending September 20, 2020. After review and questions by the Board. Commissioner Knight moved to approve the Audit Report. Commissioner Escobedo seconded the motion, which carried unanimously.

Under Agenda Item 8: Chief Wittig reviewed with the Board the Interlocal Agreement with Travis County ESD No. 6 for access to a rehab support unit during significant incidents. Commissioner Knight moved to approve the TCESD#6 Agreement. Commissioner Villanacci seconded the motion, which carried unanimously.

Under Agenda Item 9: The Commissioners reviewed the Sales Tax Status Report for February.

Under Agenda Item 10: Chief Wittig presented the Monthly Status Report for February.

Under Agenda Item 11: There was no discussion regarding the ESDCC meeting.

Under Agenda Item 12: It was announced that the next REGULAR Board meetings of TCESD#3 would be held April 26, May 24th and June 28, 2021 at Station 302.

Under Agenda Item 13: Meeting was adjourned at 8:15 p.m.

NOTICE IS HEREBY GIVEN that the Board of Emergency Services Commissioners of Travis County Emergency Services District No. 3 (TCESD3) will hold a regular meeting at 7:00 p.m. on Monday, March 22, 2021. On March 16, 2020, in accordance with Texas Government Code § 418.016, Governor Abbott suspended various provisions of the Open Meetings Act that require government officials and members of the public to be physically present at a specified meeting location due to the COVID-19 virus. Pursuant to that suspension, members of the public will not be allowed to attend this regular meeting in person.

The public may view this regular meeting while in progress online at the following web address:
<https://us02web.zoom.us/j/81501837394?pwd=Yy9WbzJkOHIhTnMwSTdDaW5kWHpzUT09>

An electronic copy of the agenda and its published contents can be found at:
<http://www.oakhillfire.org/esddocs/Meetings/ESD Board Package 20210322.pdf>

Please note that members of the public who wish to communicate to the Commissioners during the "Public Comments" item (#3) on the agenda may do so by selecting the "Raise Hand" icon on their screen and standby for acknowledgement.

The subject of and matters to be considered at said meeting include, among other business, the following:

1. Call to order.
2. Proof of quorum.
3. **Comments from the Public:** Receive comments from visitors and a response once acknowledged.
4. Review and approve the minutes of the February 22, 2021 regular meeting of the District.
5. Review and approval of the Treasurers' monthly report for February 2021.
6. Approve payments over \$2,000 from February 18 to March 18, 2021.
7. Approve Financial AUDIT ending Sept. 30, 2020 Presentation by Maxwell Locke – Jimmy Romell.
8. Approve Interlocal agreement with Travis County ESD No. 6 for access to rehab support unit during significant incidents.
9. Review Sales Tax Statistics
10. Review of Chief's Monthly Status Reports
 1. Significant incident runs;
 2. Statistics;
 3. Special Project Updates
11. Other Business:
 1. Report on any ESDCC activities. Announcement of the next ESDCC meeting dates.
 2. Commissioner Announcements (no action will be taken on any such announcements).
12. Announcement of future meeting dates of the Board of ESD 03 Commissioners.
13. Adjourn.

By: _____ Herb Holloway, Business Manager

NOTE: The Board of Emergency Services Commissioners reserves the right to adjourn into Closed Meeting at any time during the course of this meeting to discuss any of the agenda items listed above as authorized by Texas Government Code, Section 551.071 (Consultation with Attorney), 551.072 (Deliberations about Real Property), 551.073 (Deliberations about Gifts and Donations), 551.074 (Personnel Matters), and 551.076 (Deliberations about Security Devices) or other applicable law. Each person, organization or group wishing to address the Board will be allowed a maximum of three (3) minutes to speak on items on the agenda or other business of the District. The speaker will give his/her name, address, organizational affiliation, if any, and indicate the subject he/she intends to address. The Board welcomes citizen comment on any issue, but the Open Meetings Act prohibits any board action on issues not posted on the agenda. The District reserves the right to terminate any presentation by a speaker if it is disruptive of the good conduct of the meeting, or is in violation of law.

The undersigned affirms and states that he posted or caused to be posted a true and correct copy of the foregoing notice at a place convenient to the public at the Travis County ESD3 Administrative Office, 4111 Barton Creek Boulevard, Travis County, Texas, a location within said Travis County Emergency Services District Number 3 at _____ .M. on March 19, 2021

By: _____ Herb Holloway, Business Manager

Travis County ESD#3
Balance Sheet Prev Year Comparison

As of March 31, 2021

	Mar 31, 21	Mar 31, 20	\$ Change
ASSETS			
Current Assets			
Checking/Savings			
110 - WF ADVISORS - Cash Sweep	330,913.23	56,369.37	274,543.86
100 WF Money Market 8960	3,625,010.90	4,255,664.68	-630,653.78
102 WF Checking Plus 8760	47,417.52	120,424.74	-73,007.22
103 WF RESERVE Savings 7928	793,012.17	792,662.45	349.72
104 WF General CDs	1,225,007.00	1,715,007.00	-490,000.00
105 WF RESERVE CDs	735,000.00	490,000.00	245,000.00
107 WF 2005 & 2013 Bond Debt	339,211.34	338,426.17	785.17
108 TexPool Investment 001	2,913,424.39	2,908,662.00	4,762.39
109 TexPool RESERVE 002	601,310.46	600,327.62	982.84
115 Petty Cash	145.00	145.00	0.00
Total Checking/Savings	10,610,452.01	11,277,689.03	-667,237.02
Accounts Receivable			
125 Accounts Receivable	36,198.75	7,377.67	28,821.08
Total Accounts Receivable	36,198.75	7,377.67	28,821.08
Other Current Assets			
Due from Gen. Fund to Debt Serv	-507.00	-507.00	0.00
123 - Sales Tax Receivable	664,368.40	622,987.43	41,380.97
1021 Texas Compt. Reserve Acct	6,784.16	7,439.92	-655.76
120 A/R Property Taxes 1yr +	57,673.33	61,045.69	-3,372.36
121 Allowance for Doubtful A/Cs	-9,157.00	-9,157.00	0.00
131 - Prepaid Expenses	198,718.63	0.00	198,718.63
Total Other Current Assets	917,880.52	681,809.04	236,071.48
Total Current Assets	11,564,531.28	11,966,875.74	-402,344.46
Fixed Assets			
Land and Land Improvements	1,350,661.00	1,350,661.00	0.00
Fire Trucks and Vehicles	2,933,732.47	2,874,056.93	59,675.54
Office and Other Equipment	508,223.79	478,420.24	29,803.55
Buildings	6,176,520.97	6,095,079.56	81,441.41
Accumulated Depreciation	-4,631,428.31	-4,315,342.53	-316,085.78
Total Fixed Assets	6,337,709.92	6,482,875.20	-145,165.28
TOTAL ASSETS	17,902,241.20	18,449,750.94	-547,509.74

Travis County ESD#3
Balance Sheet Prev Year Comparison
As of March 31, 2021

	Mar 31, 21	Mar 31, 20	\$ Change
LIABILITIES & EQUITY			
Liabilities			
Current Liabilities			
Other Current Liabilities			
Accounts Payable - Audit	152,752.02	0.00	152,752.02
Due to Debt Serv. from Gen. Fun	-507.00	-507.00	0.00
200 Deferred Revenue - Prop Tax	51,889.03	51,889.03	0.00
260 Accrued salaries payable	156,518.78	0.00	156,518.78
Total Other Current Liabilities	360,652.83	51,382.03	309,270.80
Total Current Liabilities	360,652.83	51,382.03	309,270.80
Long Term Liabilities			
Accrued Vacation Payable	297,604.00	282,529.00	15,075.00
2013 Limited Bonds	1,130,000.00	1,435,000.00	-305,000.00
Total Long Term Liabilities	1,427,604.00	1,717,529.00	-289,925.00
Total Liabilities	1,788,256.83	1,768,911.03	19,345.80
Equity			
Investment in Fixed Assets	5,639,777.88	5,148,550.41	491,227.47
Fund Balance - Debt Serv. Fund	10,218.00	10,218.00	0.00
Fund Balance - Unassigned	4,177,599.39	4,139,590.78	38,008.61
Fund Balance - Assigned	5,914,759.11	4,989,018.49	925,740.62
Net Revenue	371,629.99	2,393,462.23	-2,021,832.24
Total Equity	16,113,984.37	16,680,839.91	-566,855.54
TOTAL LIABILITIES & EQUITY	17,902,241.20	18,449,750.94	-547,509.74

TCESD # 3 Certificate of Deposit Details

RESERVE SAVINGS CD's

#		Bought	Mature
YRC1	\$245,000.00	11/30/20	5/31/21
9PY9	\$245,000.00	11/30/20	6/2/21
9QJ7	\$245,000.00	11/30/20	1 yr

\$735,000.00

Yearly Return

YRC1	1st Nat of Amer
9PY9	BankUnited
9QJ7	Cathay Bank

GENERAL SAVINGS CD's

#		Bought	Mature
MPK3	\$245,007.00	2/5/20	2yr
AJM4	\$245,000.00	2/7/20	1.5yr
MX90	\$245,000.00	3/10/21	1yr
REQ0	\$245,000.00	3/4/21	1yr
SKA8	\$245,000.00	2/14/20	1.25yr

\$1,225,007.00

Yearly Return

MPK3	Goldman Sachs
AJM4	BMW Bank
MX90	Mizuho Bank
REQ0	Safra Bank
SKA8	Pinnacle Bank

\$12,005

Total Debt Repayment Schedule															
Date	Firetrucks and Tower			Series 2003			Series 2005			Series 2013			TOTAL		
	Principal	Interest	Total	Principal	Interest	Total	Principal	Interest	Total	Principal	Interest	Total	Principal	Interest	Total
3/1/2013															
3/2/2013	75,858	15,124	90,983												
7/17/2013	24,672	15,244	39,917												
9/1/2013	165,000	3,011	168,011	65,000	4,100	69,100	50,000	38,975	88,975	280,000	46,086	326,086			474,058
3/1/2014					2,800	2,800		38,475	38,475		41,275	41,275			
7/17/2014	25,477	14,440	39,917							25,477	14,440	39,917			
3/2/2014	79,385	11,597	90,983							79,385	11,597	90,983			
9/1/2014				70,000	2,800	72,800	195,000	38,475	233,475		41,275	306,275			478,450
3/1/2015					1,400	1,400					36,525	37,925			
3/2/2015	83,077	7,905	90,983							83,077	7,905	90,983			
7/17/2015	26,307	13,610	39,917							26,307	13,610	39,917			
9/1/2015				70,000	1,400	71,400	200,000	36,525	236,525		37,925	307,925			476,750
3/1/2016											34,525	34,525			
3/2/2016	86,940	4,042	90,983							86,940	4,042	90,983			
6/1/2016	391,799	11,353	403,152							391,799	11,353	403,152			
9/1/2016				280,000						280,000			314,525		843,185
3/1/2017											31,725	31,725			
9/1/2017				280,000						280,000			31,725		343,450
3/1/2018											28,925	28,925			
9/1/2018				290,000						290,000			28,925		347,850
3/1/2019											26,025	26,025			
9/1/2019				300,000						300,000			26,025		352,050
3/1/2020											21,525	21,525			
9/1/2020				305,000						305,000			21,525		348,050
3/1/2021											16,950	16,950			
9/1/2021				310,000						310,000			16,950		343,900
3/1/2022											12,300	12,300			
9/1/2022				320,000						320,000			12,300		344,600
3/1/2023											7,500	7,500			
9/1/2023				335,000						335,000			7,500		350,000
3/1/2024											2,475	2,475			
9/1/2024				85,000						85,000			2,475		89,950
3/1/2025											1,200	1,200			
9/1/2025				80,000						80,000			1,200		82,400
TOTAL	793,515	93,315	886,835	\$ 165,000	\$ 6,023	\$ 171,023	\$ 205,000	\$ 16,600	\$ 221,600	\$ 3,030,000	\$ 565,235	\$ 3,595,235	\$ 4,193,515	\$ 681,173	\$ 4,874,693

Travis County ESD#3
Revenue & Expense Prev Year Comparison
 March 2021

	Mar 21	Mar 20	\$ Change
Revenue and Expense			
Revenue			
407 INTEREST	1,049.17	3,626.05	-2,576.88
410 PROPERTY TAX	45,882.82	37,878.84	8,003.98
415 SALES TAX ALLOCATION	313,142.70	346,599.87	-33,457.17
435 FACILITY RENTAL	0.00	100.00	-100.00
450 BILLING	0.00	1,076.37	-1,076.37
470 FIRE ACADEMY FEES	3,829.70	0.00	3,829.70
471 EMT SCHOOL FEES	-212.15	1,447.35	-1,659.50
490 WORKERS' COMP RECEIPTS	0.00	2,240.64	-2,240.64
499 SALE OF PROPERTY	27,000.00	0.00	27,000.00
Total Revenue	390,692.24	392,969.12	-2,276.88
Expense			
500 COST OF REVENUE ACQUISITION	11,130.70	10,962.04	168.66
600 EMERGENCY RESPONSE	15,488.31	32,067.39	-16,579.08
630 CONTINUED EDUCATION	2,450.81	22,050.77	-19,599.96
640 HUMAN RESOURCES	322,824.73	303,453.82	19,370.91
650 ADMINISTRATION	70,023.15	61,645.95	8,377.20
670 PREVENTION/PUBLIC EDUCATION	0.00	833.19	-833.19
Total Expense	421,917.70	431,013.16	-9,095.46
Net Revenue	-31,225.46	-38,044.04	6,818.58

Travis County ESD#3
Revenue & Expense Prev Year Comparison
 October 2020 through March 2021

	Oct '20 - Mar 21	Oct '19 - Mar 20	\$ Change
Revenue and Expense			
Revenue			
407 INTEREST	21,474.00	39,793.26	-18,319.26
410 PROPERTY TAX	2,828,196.64	2,733,740.11	94,456.53
415 SALES TAX ALLOCATION	2,078,089.19	1,993,288.64	84,800.55
435 FACILITY RENTAL	0.00	34,264.75	-34,264.75
450 BILLING	906.92	1,166.87	-259.95
470 FIRE ACADEMY FEES	55,877.07	61,041.94	-5,164.87
471 EMT SCHOOL FEES	3,938.95	10,005.66	-6,066.71
480 DONATIONS	3,000.00	3,040.00	-40.00
485 MISCELLANEOUS	27,913.04	0.00	27,913.04
490 WORKERS' COMP RECEIPTS	6,388.00	11,284.66	-4,896.66
493 REIMBURSEMENTS	11,112.21	3,645.25	7,466.96
499 SALE OF PROPERTY	27,000.00	0.00	27,000.00
Total Revenue	5,063,896.02	4,891,271.14	172,624.88
Expense			
500 COST OF REVENUE ACQUISITION	64,646.52	51,925.86	12,720.66
600 EMERGENCY RESPONSE	1,569,539.75	168,763.98	1,400,775.77
630 CONTINUED EDUCATION	36,644.50	63,266.63	-26,622.13
640 HUMAN RESOURCES	2,172,656.68	1,977,662.33	194,994.35
650 ADMINISTRATION	845,255.25	225,279.50	619,975.75
670 PREVENTION/PUBLIC EDUCATION	3,523.33	10,910.61	-7,387.28
Total Expense	4,692,266.03	2,497,808.91	2,194,457.12
Net Revenue	371,629.99	2,393,462.23	-2,021,832.24

Rev-Exp Budget for the YEAR vs. Actual

October 2020 through March 2021

	Oct '20 - Mar 21	Budget	\$ Over Budget
Revenue and Expense			
Revenue			
407 INTEREST	21,474	39,996	-18,522
410 PROPERTY TAX	2,828,197	2,804,181	24,016
415 SALES TAX ALLOCATION	2,078,089	1,549,524	528,565
435 FACILITY RENTAL	0	37,500	-37,500
450 BILLING	907	0	907
470 FIRE ACADEMY FEES	55,877	59,938	-4,061
471 EMT SCHOOL FEES	3,939	1,723	2,216
480 DONATIONS	3,000	2,000	1,000
485 MISCELLANEOUS	27,913	0	27,913
487 VENDING MACHINES	0	0	0
490 WORKERS' COMP RECEIPTS	6,388	0	6,388
493 REIMBURSEMENTS	11,112	0	11,112
499 SALE OF PROPERTY	27,000	1,593,450	-1,566,450
Total Revenue	5,063,896	6,088,312	-1,024,416
Expense			
500 COST OF REVENUE ACQUISITION	64,647	45,750	18,897
600 EMERGENCY RESPONSE	1,569,540	1,582,677	-13,137
630 CONTINUED EDUCATION	36,645	147,044	-110,399
640 HUMAN RESOURCES	2,172,657	2,189,536	-16,879
650 ADMINISTRATION	845,255	884,273	-39,018
670 PREVENTION/PUBLIC EDUCATION	3,523	0	3,523
685 MACKEY FIELD	0	0	0
Total Expense	4,692,267	4,849,280	-157,013
Net Revenue	371,629	1,239,032	-867,403

Travis County ESD#3
Profit & Loss
 October 2020 through March 2021

Oct '20 - Mar 21

Revenue and Expense

Revenue

407 INTEREST	21,474.00
410 PROPERTY TAX	
4101 Prop Tax Current	2,820,390.73
4102 Prop Tax Prior	7,805.91
Total 410 PROPERTY TAX	2,828,196.64
415 SALES TAX ALLOCATION	2,078,089.19
450 BILLING	906.92
470 FIRE ACADEMY FEES	55,877.07
471 EMT SCHOOL FEES	
4735 - EMT Academy 24	3,938.95
Total 471 EMT SCHOOL FEES	3,938.95
480 DONATIONS	
General Donations	3,000.00
Total 480 DONATIONS	3,000.00
485 MISCELLANEOUS	27,913.04
490 WORKERS' COMP RECEIPTS	6,388.00
493 REIMBURSEMENTS	
4934 TIFMAS	11,112.21
Total 493 REIMBURSEMENTS	11,112.21
499 SALE OF PROPERTY	27,000.00
Total Income	5,063,896.02

Expense

500 COST OF REVENUE ACQUISITION	
501 Prop Tax Coll & Val fees	17,084.73
502 Sales Tax Collection Costs	40,400.28
500 COST OF REVENUE ACQUISITION - Other	7,161.51
Total 500 COST OF REVENUE ACQUISITION	64,646.52
600 EMERGENCY RESPONSE	
601 Apparatus	1,412,212.52
602 Pagers	72.00
603 Dispatch & Communications	35,581.10
604 Fuel	7,123.36
605 SCBA Maintenance	14,424.45
606 Vehicle Maint & Repairs	26,282.20
608 Vehicle Supplies	43,135.11
609 Uniforms & Protective Gear	6,776.63
611 Supplies - EMS	7,217.18
613 Auto Insurance	16,715.20
Total 600 EMERGENCY RESPONSE	1,569,539.75

Travis County ESD#3
Profit & Loss
October 2020 through March 2021

Oct '20 - Mar 21

630 CONTINUED EDUCATION	
631 Training - EMS	2,389.05
632 Training - Fire & Rescue	13,532.93
633 Seminars & Conferences	80.00
634 Fire Academy	13,222.59
635 EMT Certification School	
635 / 11 EMT-B Cert	1,952.31
635 EMT Certification School - Other	5,467.62
Total 635 EMT Certification School	<u>7,419.93</u>
Total 630 CONTINUED EDUCATION	<u>36,644.50</u>
640 HUMAN RESOURCES	
641 Benefits & Payroll Tax	531,766.80
642 Payroll	1,636,776.51
643 Volunteer & Emp Recognition	96.69
644 Certifications	4,016.68
Total 640 HUMAN RESOURCES	<u>2,172,656.68</u>
650 ADMINISTRATION	
668 - Building Expansion-Improvement	676,526.23
651 Building Maint.	34,427.56
652 Office Supplies	1,995.24
653 Station Supplies	4,767.42
654 Bank Fees	
6542 Bond Debt Accounts	17,700.00
654 Bank Fees - Other	2,839.55
Total 654 Bank Fees	<u>20,539.55</u>
655 Dues & Subscriptions	1,454.32
656 Information Technology	16,062.63
657 Postage & Handling	491.08
658 Property & Liability Insura	29,214.00
659 Professional Services	17,805.00
660 Public Notices/Articles	528.00
661 Telephone	2,323.77
662 Utilities	27,896.90
666 Contract Services	11,223.55
Total 650 ADMINISTRATION	<u>845,255.25</u>
670 PREVENTION/PUBLIC EDUCATION	
672 Public Education	3,523.33
Total 670 PREVENTION/PUBLIC EDUCATION	<u>3,523.33</u>
Total Expense	<u>4,692,266.03</u>
Net Revenue	<u><u>371,629.99</u></u>

**TRAVIS COUNTY ESD #3
PROPERTY TAX REVENUE COLLECTION COMPARISON**

	FISCAL YEAR ENDING				Compared to prior year	
	2020		2021		Month \$	
	For all prior to 2019 taxes	For Prior 2020	For all prior to 2019 taxes	For Current 2020-2021		
OCT	537	6414	327	1733	-\$4,681	-73%
NOV	2709	120590	209	34489	-\$86,101	-71%
DEC	802	1187649	2414	1050426	-\$137,223	-12%
JAN	1342	1195296	1835	1309780	\$114,484	10%
FEB	504	200800	3569	384411	\$183,611	91%
MAR	677	29057	-24	41701	\$12,644	44%
APR	326	9006			-\$9,006	-100%
MAY	-8	15274			-\$15,274	-100%
JUN	71	10158			-\$10,158	-100%
JUL	16	10912			-\$10,912	-100%
AUG	26	496			-\$496	-100%
SEPT	229	3243			-\$3,243	-100%
YEAR	7231	2788895	8330	2822540	\$ 33,645	
	\$	2,796,126	\$	2,830,870		
				2020-21 Tax Levy	\$2,905,974	

NET CERTIFIED TAXABLE PROPERTY VALUE UPDATES FROM TCAD

Rec'd	FISCAL YEAR ENDING				Inc/(Dec) from	
	2020		2021		Prior Year \$	Prior Year %
	2,018	2,019	2019	2020		
OCT	\$3,279,301,616	\$3,511,059,678	\$3,504,957,784	\$3,677,674,279	\$172,716,495	5%
NOV	\$3,279,301,616	\$3,511,059,678	\$3,504,932,084	\$3,642,730,490	\$137,798,406	4%
DEC	\$3,278,868,431	\$3,510,265,810	\$3,504,709,909	\$3,642,227,358	\$137,517,449	4%
JAN	\$3,278,868,431	\$3,508,671,588	\$3,504,707,210	\$3,640,341,318	\$135,634,108	4%
FEB	\$3,278,868,431	\$3,507,888,430	\$3,502,332,421	\$3,639,896,787	\$137,564,366	4%
MAR	\$3,507,006,601	\$3,617,849,388	\$3,501,738,851	\$3,637,890,212	\$136,151,361	4%
APR	\$3,278,814,181	\$3,506,665,640			\$0	0%
MAY	\$3,278,814,181	\$3,506,354,376			\$0	0%
JUN	\$3,278,202,948	\$3,506,162,885			\$0	0%
JUL	\$3,278,166,368	\$3,505,364,687		\$4,055,432,045	\$4,055,432,045	124%
AUG	\$3,278,236,478	\$3,505,423,273			\$0	0%
SEPT	\$3,504,957,784	\$3,677,674,279			\$0	0%

2018-2019 Tax Levy on 6,028 Parcels is \$3,281,236,467 at a tax rate of .0975

2019-2020 Tax Levy on 6,025 Parcels is \$3,504,957,784 at a tax rate of .0800

2020-2021 Tax Levy on 6,069 Parcels is \$3,677,674,279 at a tax rate of .0790

Checks over \$2,000 for the period of March 19 to April 22, 2021

<u>Date</u>	<u>Num</u>	<u>Name</u>	<u>Memo</u>	<u>Amount</u>
3/24/2021	draft	Paychex	Employee 457 Contribution	\$13,213.70
3/24/2021	draft	Paychex	Employer 401 Matching	\$16,582.71
3/24/2021	draft	Paychex	Net Payroll	\$83,781.15
3/24/2021	draft	Paychex	Employment Taxes	\$31,871.16
3/29/2021	draft	CITI Credit Card	numerous charges	\$3,940.18
4/6/2021	transfer	Wells Fargo Money Market	To transfer funds for April costs	\$450,000.00
4/7/2021	draft	Paychex	Employee 457 Contribution	\$13,887.80
4/7/2021	draft	Paychex	Employer 401 Matching	\$18,309.03
4/7/2021	draft	Paychex	Net Payroll	\$93,059.65
4/7/2021	draft	Paychex	Employment Taxes	\$37,138.66
4/16/2021	draft	Wells Fargo Credit Card	numerous charges	\$5,922.60
4/20/2021	draft	Paychex	Employee 457 Contribution	\$17,418.69
4/20/2021	draft	Paychex	Employer 401 Matching	\$23,645.05
4/20/2021	draft	Paychex	Net Payroll	\$116,181.48
4/20/2021	draft	Paychex	Employment Taxes	\$50,959.44
4/21/2021	17054	Austin Fire dept.	Dispatch Call Fees	\$15,048.00
4/21/2021	17056	Bielstein	IT and Internet	\$3,024.00
4/21/2021	17058	Braun & Butler	Draws #4 & #5	\$118,949.00
4/21/2021	17064	City of Austin Utilites	Water and Electricity	\$2,057.18
4/21/2021	17066	Dell Marketing	Two Truck P/C's	\$5,013.24
4/21/2021	17068	Fire & Marine	Small Equipment for NEW Quint	\$4,112.12
4/21/2021	17073	Home Depot	Fire Acadamy - Live Fire Wood	\$3,045.52
4/21/2021	17078	Michelin	Tires	\$6,782.96
4/21/2021	17079	Moehnke Custom Cabinets	Balance on Bed/Drawers for Station 301	\$3,100.00
4/21/2021	17085	Texas Association of Counties	Health Insurance	\$38,695.06
4/21/2021	17090	The Fire Center	61 Sets of Bunker Gear Inspected	\$5,665.90
4/21/2021	17092	The Hartford	Accident Insurance	\$4,159.39

Oak Hill Fire Department
Travis County Emergency Services District #3

Station 301
Circle Drive
9211 Circle Drive
Austin, Texas 78736
512-288-5576
Fax 512-288-5903



Station 302
Barton Creek
4111 Barton Creek
Austin, Texas 78735
Admin 512-288-5534
Fax 512-288-5844

April 2021 Sales Tax Summary

Our April sales tax allocation was \$281,826. This was up 9.7% (+\$24,848) compared to April 2020 and up 4.9% (+\$108,957) for the fiscal year to date. This was our highest April allocation.

Our top 10 large companies accounted for 53.9% (+\$149,119), our top 30 large companies accounted for 71.3% (+\$156,389), and our top 100 large companies accounted for 86.9% (+\$81,582) of our total fiscal year collections.

The out of state marketplace “Single Local Tax Rate” allocation was \$2,478 (+\$19,693 fiscal year to date).

The April allocation reflects sales made during the month of February.

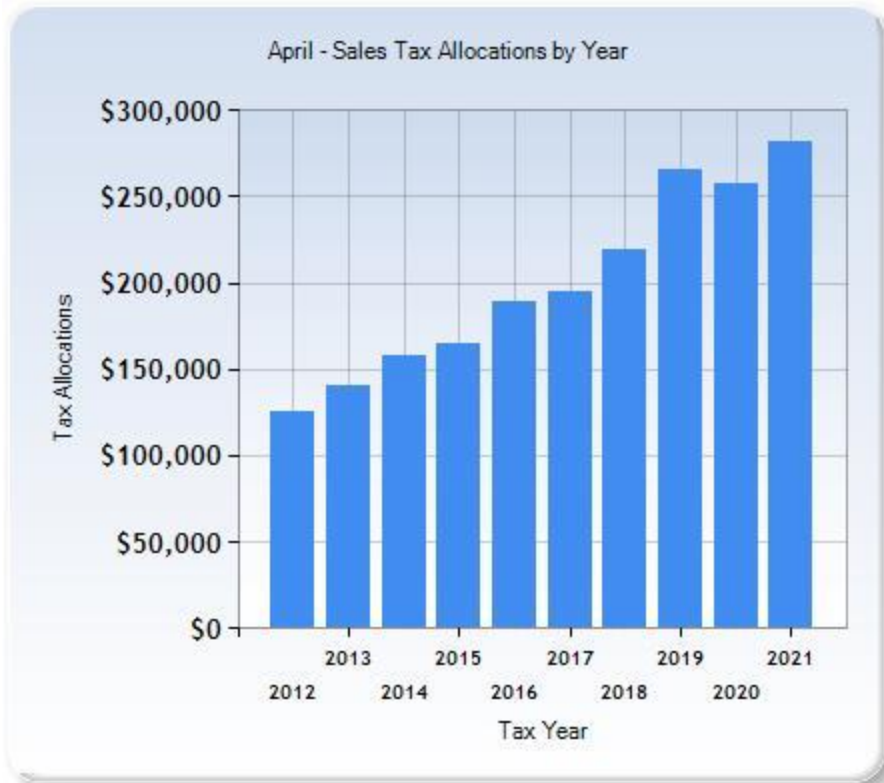


Chart Source: Municipal Advisory Council of Texas (mactexas.com)

SALES TAX SNAPSHOT

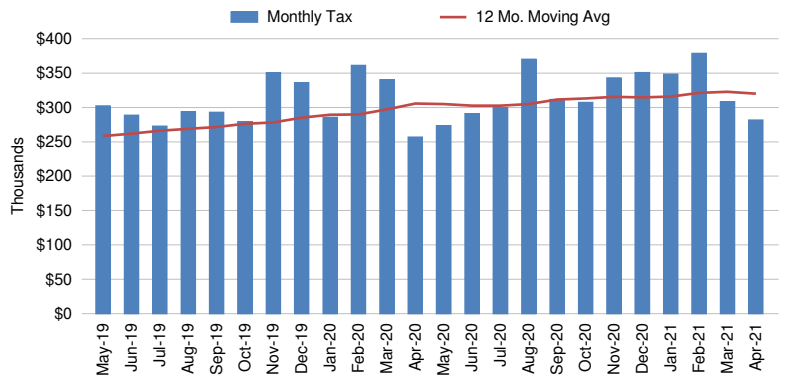
Travis Co Esd 3

Apr-21

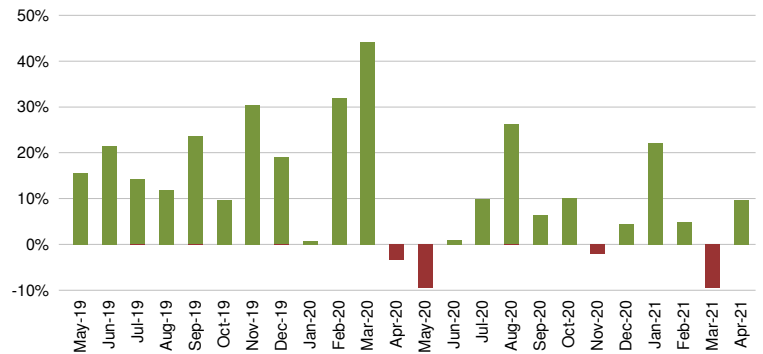
Sales Tax Net Payments

FY Mo.	FY2020	FY2021	YoY % Change
Oct	\$ 279,300	\$ 307,394	10.1%
Nov	\$ 350,192	\$ 343,019	-2.0%
Dec	\$ 336,160	\$ 350,770	4.3%
Jan	\$ 285,523	\$ 348,364	22.0%
Feb	\$ 361,184	\$ 378,720	4.9%
Mar	\$ 340,129	\$ 308,329	-9.3%
Apr	\$ 256,978	\$ 281,826	9.7%
May	\$ 273,688		
Jun	\$ 291,021		
Jul	\$ 299,648		
Aug	\$ 370,269		
Sep	\$ 311,596		
FYTD	\$ 2,209,466	\$ 2,318,423	4.9%
FY Total	\$ 3,755,688		

Sales Tax Net Payments Trend



Sales Tax Net Payments Change - YoY



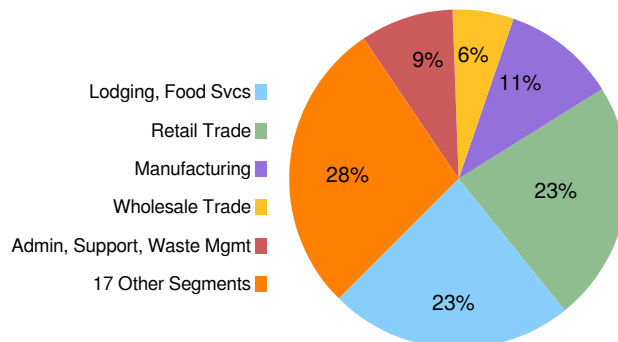
Top 10 Taxpayers

Rank	Company	FYTD Collections	% Total
1	OMNI BARTON CREEK, INC.		
2	MCCOY CORPORATION		
3	AMAZON FULFILLMENT SERVICES INC		
4	AMAZON.COM SERVICES INC (MARKETPLACE)		
5	AUSTIN READY-MIX, LLC		
6	CENTEX MATERIALS LLC		
7	BAREFOOT MOSQUITO AND PEST CONTROL INC		
8	TIME WARNER CABLE TEXAS LLC		
9	NEW CINGULAR WIRELESS PCS, LLC		
10	FP LEGACY LANDSCAPING LLC		
Top 10 Companies		\$ 1,274,994	53.9%
4228 Other Large Companies		\$ 1,046,177	44.2%
Small Companies/Other		\$ 41,497	1.8%
Single Local Tax Rate (SLT)		\$ 2,478	0.1%
Total		\$ 2,365,145	100.0%

Industry Segment Collections Trend - YoY % Chg

SEGMENT	Nov	Dec	Jan	Feb	Mar	Apr
Lodging, Food Svcs	-6.1%	-8.9%	15.8%	2.9%	-26.5%	-45.5%
Retail Trade	64.4%	71.1%	94.6%	56.9%	39.2%	30.6%
Manufacturing	-18.6%	23.0%	57.5%	0.4%	41.0%	30.3%
Admin, Support, Waste Mgmt	10.6%	9.7%	28.6%	34.6%	1.8%	-4.1%
Wholesale Trade	37.4%	62.6%	70.3%	20.1%	39.5%	129.6%
All Others	-33.1%	-29.9%	-27.7%	-26.2%	-43.0%	59.4%
Total Collections	-2.2%	4.5%	22.4%	4.6%	-9.7%	10.2%

Sales Tax Collections by Industry Segment

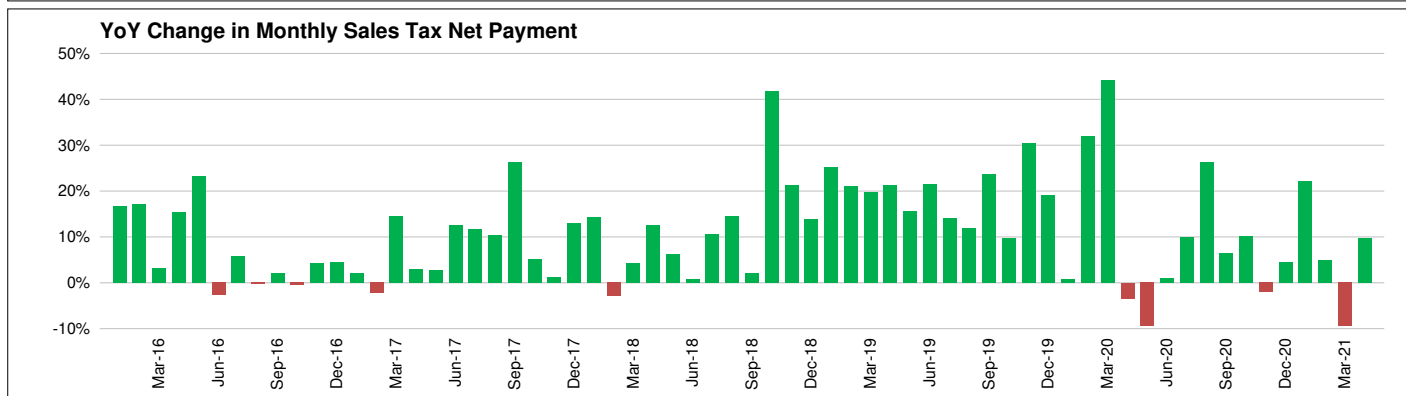
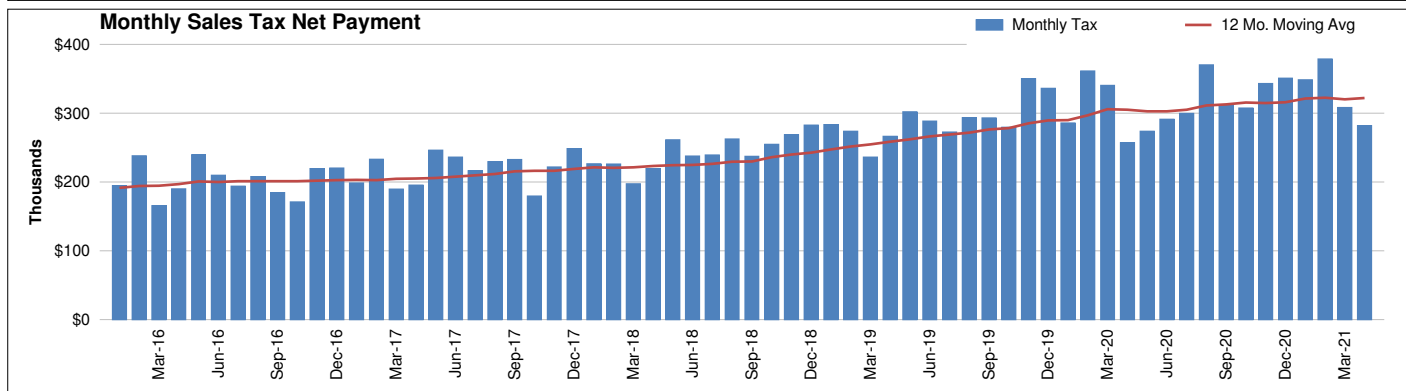
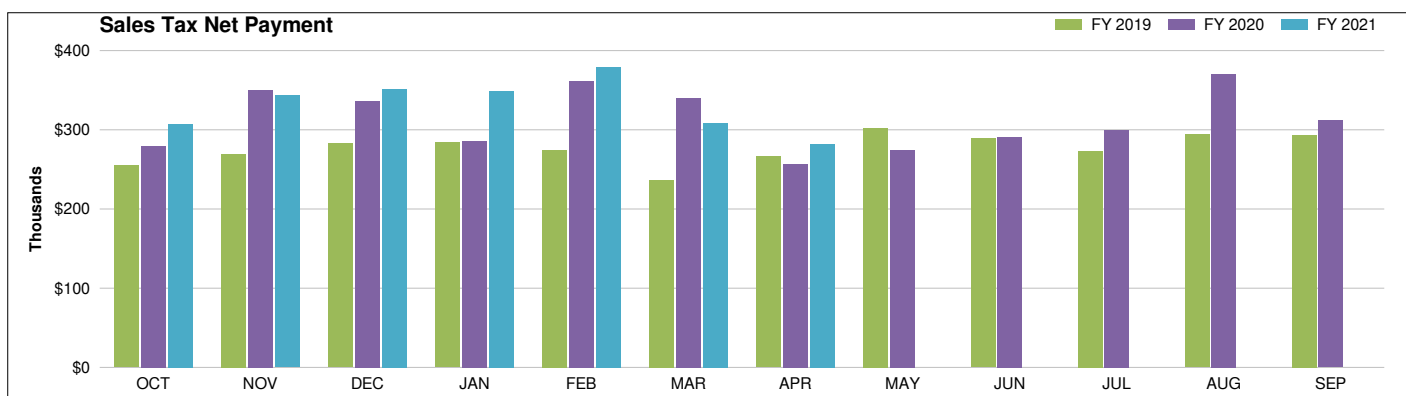


Travis Co Esd 3 - Sales Tax Net Payment Trend

	FISCAL YEAR				
	2017	2018	2019	2020	2021
Oct	\$ 170,977	\$ 179,651	\$ 254,653	\$ 279,300	\$ 307,394
Nov	\$ 219,202	\$ 221,642	\$ 268,666	\$ 350,192	\$ 343,019
Dec	\$ 219,986	\$ 248,386	\$ 282,643	\$ 336,160	\$ 350,770
Jan	\$ 198,396	\$ 226,506	\$ 283,418	\$ 285,523	\$ 348,364
Feb	\$ 233,001	\$ 226,072	\$ 273,685	\$ 361,184	\$ 378,720
Mar	\$ 189,353	\$ 197,206	\$ 236,128	\$ 340,129	\$ 308,329
Apr	\$ 195,238	\$ 219,385	\$ 266,086	\$ 256,978	\$ 281,826
May	\$ 246,250	\$ 261,412	\$ 302,117	\$ 273,688	
Jun	\$ 235,933	\$ 237,487	\$ 288,481	\$ 291,021	
Jul	\$ 216,245	\$ 238,987	\$ 272,600	\$ 299,648	
Aug	\$ 229,269	\$ 262,553	\$ 293,513	\$ 370,269	
Sep	\$ 232,588	\$ 237,144	\$ 292,962	\$ 311,596	
YEAR	\$ 2,586,437	\$ 2,756,433	\$ 3,314,952	\$ 3,755,688	\$ 2,318,423

YoY Change 6.6% 20.3% 13.3% na

Change: FY '21/'20			
Month		Year-to-Date	
\$	%	\$	YTD %
\$ 28,095	10.1%	\$ 28,095	10.1%
\$ (7,173)	-2.0%	\$ 20,922	3.3%
\$ 14,610	4.3%	\$ 35,532	3.7%
\$ 62,841	22.0%	\$ 98,373	7.9%
\$ 17,536	4.9%	\$ 115,909	7.2%
\$ (31,800)	-9.3%	\$ 84,109	4.3%
\$ 24,848	9.7%	\$ 108,957	4.9%



Travis Co Esd 3
SALES TAX PAYMENT DETAIL

Apr-21

Fiscal Year: Oct-Sep

COLLECTIONS	Apr-20	Apr-21	Chg. \$ Chg. %	Prior FYTD	Current FYTD	Chg. \$ Chg. %
Current Period	284,722	267,258	(17,464) -6.1%	2,177,930	2,287,817	109,887 5.0%
Prior Period	(27,725)	15,187	42,912 -154.8%	37,249	41,534	4,285 11.5%
Future Period	1,944	151	(1,793) -92.2%	13,493	14,504	1,011 7.5%
Audit	110	1,944	1,834 1663.8%	17,087	1,272	(15,815) -92.6%
Unidentified	97	37	(60) -61.6%	330	325	(5) -1.6%
Single Local Tax Rate	1,352	2,478	1,126 83.3%	7,700	19,693	11,993 155.8%
TOTAL	260,500	287,056	26,555 10.2%	2,253,789	2,365,145	111,356 4.9%
Service Fee	(5,210)	(5,741)	(531) 10.2%	(45,076)	(47,303)	(2,227) 4.9%
Current Retained	(5,106)	(5,626)	(520) 10.2%	(44,174)	(46,357)	(2,183) 4.9%
Prior Retained	6,793	6,138	(656) -9.7%	44,927	46,938	2,011 4.5%
NET PAYMENT	256,978	281,826	24,848 9.7%	2,209,466	2,318,423	108,957 4.9%

Travis Co Esd 3
TOP 30 COMPANIES RANK and CHANGE SUMMARY
Apr-21

Fiscal Year: Oct-Sep

Rank*	Company	NAICS Key	Prior Fiscal YTD Sales Tax Collections	Current Fiscal YTD Sales Tax Collections	Change \$	Change %	Current Fiscal YTD % Total Collections
1	OMNI BARTON CREEK, INC.	22					
2	MCCOY CORPORATION	9					
3	AMAZON FULFILLMENT SERVICES INC	8					
4	AMAZON.COM SERVICES INC (MARKETPLACE)	9					
5	AUSTIN READY-MIX, LLC	5					
6	CENTEX MATERIALS LLC	5					
7	BAREFOOT MOSQUITO AND PEST CONTROL INC	18					
8	TIME WARNER CABLE TEXAS LLC	12					
9	NEW CINGULAR WIRELESS PCS, LLC	12					
10	FP LEGACY LANDSCAPING LLC	25					
TOP 10 LARGE** COMPANIES			1,125,874	1,274,994	149,119	13.2%	53.9%
11	APPLE INC.	5					
12	TOP CHOICE LAWN CARE, LLC	18					
13	A. M. PETROLEUM, INC.	9					
14	AUSTIN EAGLE MANAGEMENT SERVICES, LTD.	16					
15	PATRICIA R DABNEY	16					
16	GROVE LANDSCAPES LLC	18					
17	ASAP STONE AND LANDSCAPE SUPPLY LLC.	9					
18	CITY OF AUSTIN	24					
19	SOUTHWESTERN BELL TELEPHONE COMPANY	12					
20	J MAASS INC	4					
21	AMAZON SERVICES LLC (MARKETPLACE)	17					
22	SIGNS WEST, INC.	5					
23	CSS-CABINET SERVICE SOLUTIONS LLC	4					
24	CITY ELECTRIC SUPPLY COMPANY	17					
25	EBAY INC.	25					
26	GAS PUMPERS, LTD.	22					
27	MOM'S CONVENIENCE STORE INC.	9					
28	COPPER ROCK NURSERY, LLC	9					
29	PRASLA ENTERPRISE, A TEXAS FOR PROFIT CORPORA	9					
30	YARDDOC LLC	18					
TOP 30 LARGE COMPANIES			1,530,218	1,686,607	156,389	10.2%	71.3%
TOP 100 LARGE COMPANIES			1,974,458	2,056,040	81,582	4.1%	86.9%
4,137 OTHER LARGE COMPANIES			248,230	265,131	16,901	6.8%	11.2%
SMALL COMPANIES & OTHER			31,101	41,497	10,396	33.4%	1.8%
SINGLE LOCAL TAX RATE COLLECTIONS (SLT)				2,478	2,478	0.0%	0.1%
TOTAL COLLECTIONS			2,253,789	2,365,145	111,356	4.9%	100.0%
STATE COMPTRROLLER FEES			44,323	46,722	2,399	5.4%	2.0%
NET PAYMENTS			2,209,466	2,318,423	108,957	4.9%	98.0%

* Ranked by Total of Last Fiscal Year + Current Fiscal YTD

** Businesses whose detailed sales tax data is available

Travis Co Esd 3
INDUSTRY SEGMENT RANK & CHANGE

Apr-21

Fiscal Year: Oct-Sep

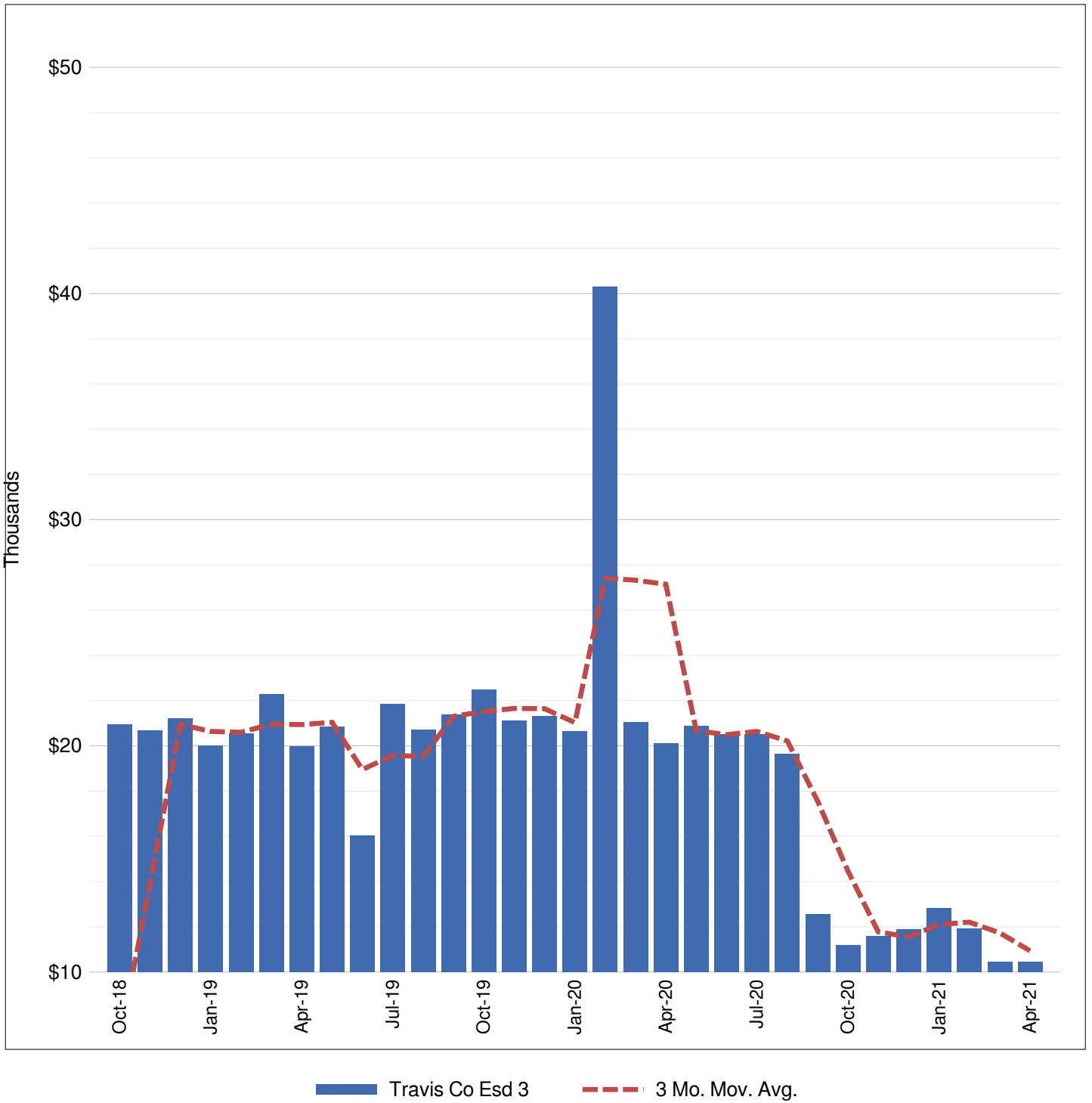
INDUSTRY SEGMENT*	% Total Current YTD Collections	Prior Fiscal YTD Sales Tax Collections	Current Fiscal YTD Sales Tax Collections	Change	
				\$	%
Lodging, Food Svcs	23.5%	597,854	544,553	(53,301)	-8.9%
Retail Trade	25.9%	381,953	602,092	220,139	57.6%
Manufacturing	11.7%	230,863	271,184	40,321	17.5%
Admin, Support, Waste Mgmt	8.8%	189,085	203,660	14,575	7.7%
Wholesale Trade	6.8%	102,900	157,641	54,741	53.2%
Top 5	76.6%	1,502,656	1,779,131	276,475	18.4%
Telecom	3.5%	166,993	80,258	(86,735)	-51.9%
Construction	3.1%	138,529	72,050	(66,479)	-48.0%
Unidentified	5.2%	74,443	120,254	45,811	61.5%
Prof, Scientific, Tech Svcs	3.7%	76,120	87,012	10,892	14.3%
Other Services	2.1%	46,585	48,087	1,503	3.2%
Company, Enterprise Mgmt	0.7%	67,869	16,411	(51,459)	-75.8%
Real Estate, Rental, Leasing	0.5%	44,992	11,466	(33,527)	-74.5%
Public Admin	0.8%	21,390	17,668	(3,723)	-17.4%
Ag, Forestry, Fishing, Hunting	0.7%	13,075	15,872	2,797	21.4%
Recreation, Arts, Entmt	0.8%	20,684	18,561	(2,123)	-10.3%
Information excl. Telecom	0.8%	16,079	19,368	3,289	20.5%
Transportation, Warehousing	0.7%	13,041	15,100	2,059	15.8%
Utilities	0.6%	13,405	12,771	(634)	-4.7%
Education Services	0.1%	4,351	2,707	(1,643)	-37.8%
Financial, Insurance	0.1%	872	2,252	1,379	158.2%
Mining, Oil/Gas Extr	0.1%	80	2,070	1,991	2499.0%
Health Care, Social Assistance	0.0%	1,523	132	(1,391)	-91.3%
All Other	23.4%	720,032	542,039	(177,993)	-24.7%
TOTAL COLLECTIONS	100.0%	2,222,688	2,321,170	98,482	4.4%

INDUSTRY SEGMENT	% Change from same month Prior Year					
	Nov	Dec	Jan	Feb	Mar	Apr
Lodging, Food Svcs	-6.1%	-8.9%	15.8%	2.9%	-26.5%	-45.5%
Retail Trade	64.4%	71.1%	94.6%	56.9%	39.2%	30.6%
Manufacturing	-18.6%	23.0%	57.5%	0.4%	41.0%	30.3%
Admin, Support, Waste Mgmt	10.6%	9.7%	28.6%	34.6%	1.8%	-4.1%
Wholesale Trade	37.4%	62.6%	70.3%	20.1%	39.5%	129.6%
All Others	-33.1%	-29.9%	-27.7%	-26.2%	-43.0%	59.4%
TOTAL COLLECTIONS	-2.2%	4.5%	22.4%	4.6%	-9.7%	10.2%

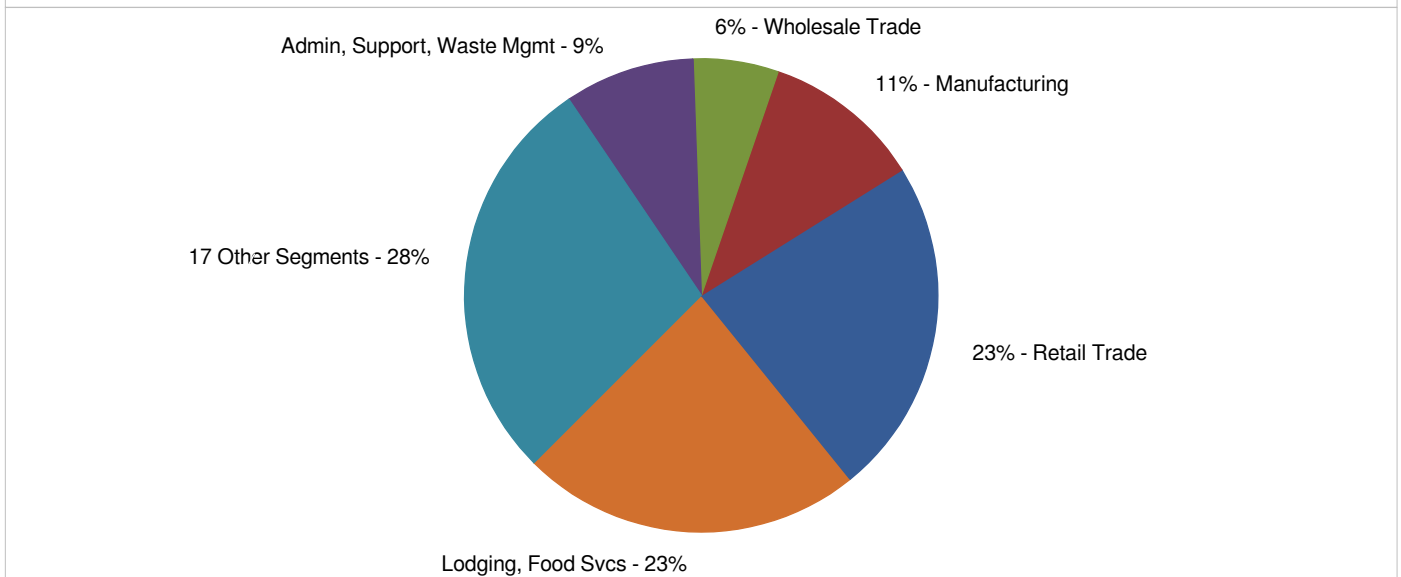
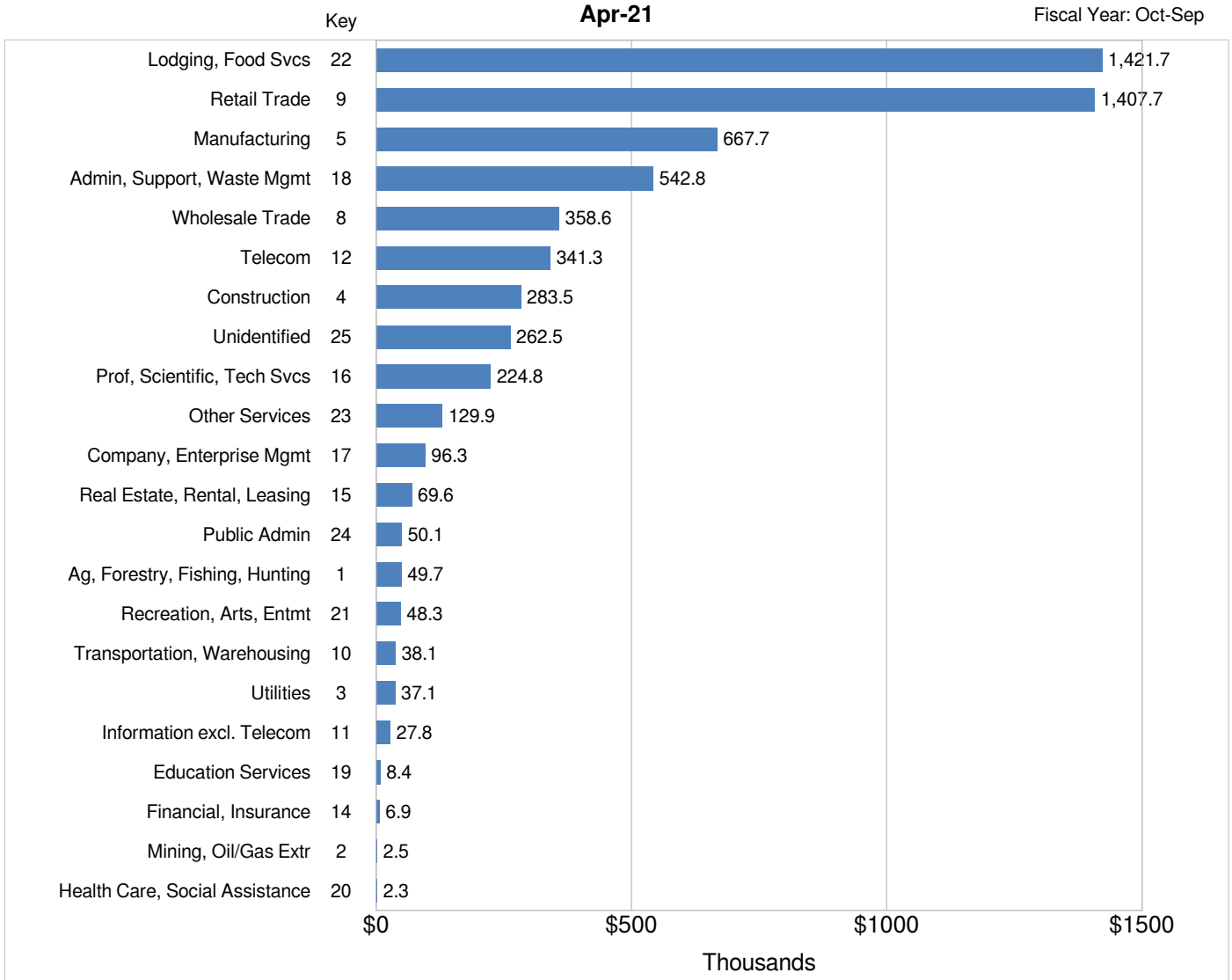
* Ranked by Current + Prior YTD Collections

Travis Co Esd 3

Telecommunications Sales Tax

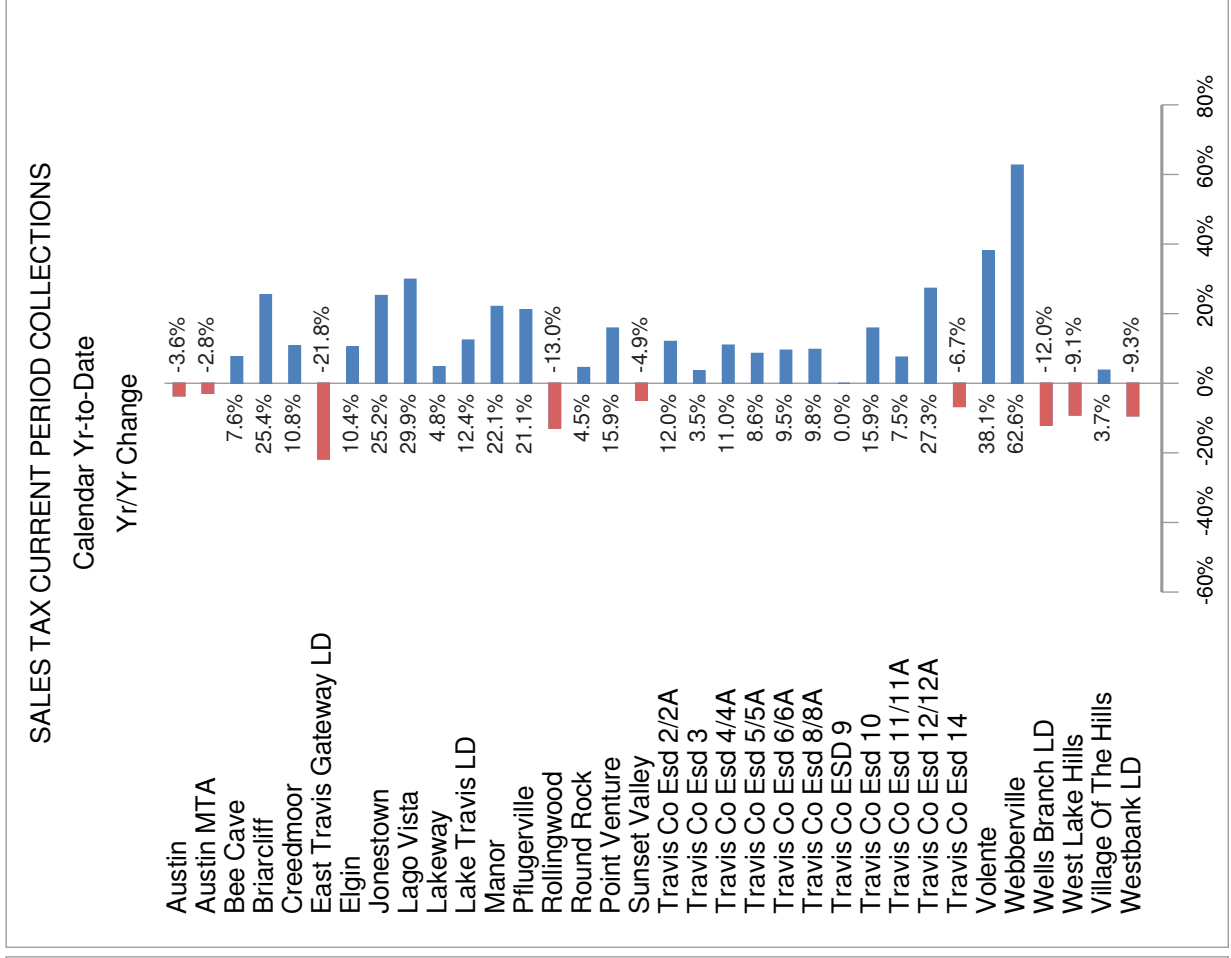
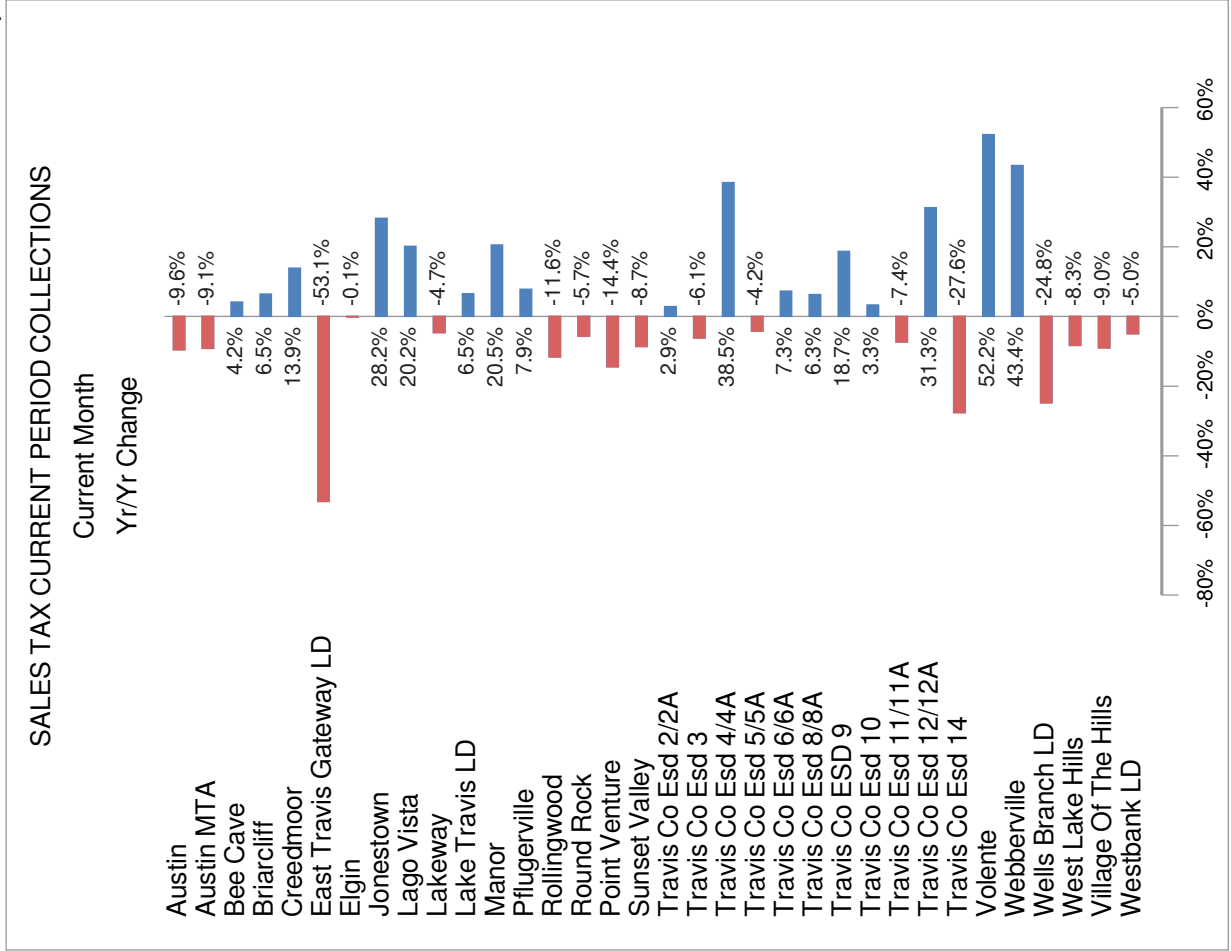


INDUSTRY SEGMENT SALES TAX RANK & DISTRIBUTION
(Prior Fiscal Year + Current Fiscal Year-to-Date)



SALES TAX TREND TRAVIS COUNTY

Apr-21



Data: %%%Data Source%%%

Copyright © 2021 All Rights Reserved All Rights Reserved

NAICS KEY

Code	Industry Segment
1	Ag, Forestry, Fishing, Hunting
2	Mining, Oil/Gas Extr
3	Utilities
4	Construction
5	Manufacturing
6	Included in Key No. 5
7	Included in Key No. 5
8	Wholesale Trade
9	Retail Trade
10	Transportation, Warehousing
11	Information excl. Telecom
12	Telecom
13	Included in Key No. 11
14	Financial, Insurance
15	Real Estate, Rental, Leasing
16	Prof, Scientific, Tech Svcs
17	Company, Enterprise Mgmt
18	Admin, Support, Waste Mgmt
19	Education Services
20	Health Care, Social Assistance
21	Recreation, Arts, Entmt
22	Lodging, Food Svcs
23	Other Services
24	Public Admin
25	Unidentified

OAK Hill Fire Department
Travis County Emergency Services District #3

Station 301
Circle Drive
9211 Circle Drive
Austin, Texas 78736
512-288-5576
Fax 512-288-5903



Station 302
Barton Creek
4111 Barton Creek
Austin, Texas 78735
Admin 512-288-5534
Fax 512-288-5844

March 2021 Report

Significant Events

March 14 (A) – Structure Fire (AutoAid Given – Lake Travis) – 2915 Brittany Point Lane

[QNT302] Quint 302 arrived on scene to a large house with an attic fire. Q302 arrived as the last apparatus and assumed the role of outside truck and vertical ventilation. As Q302 was gathering equipment for the assigned tasks, fire self-vented through the roof so vertical ventilation was no longer needed. Q302 continued with outside truck work by securing utilities and laddering the structure. Q302 was assigned E606 to the outside division. Q302 ordered E606 to set up a cutoff line in between the involved structure and the bravo exposure for exposure protection. Shortly afterward, command transitioned the incident to a defensive posture. Once the building was evacuated and everybody had a par, Q302 and E606 became the Charlie Division on the Charlie side of the structure. Charlie Division began hitting heavy fire on the Charlie and Bravo sides with an exterior hand line. The bulk of the fire was knocked down via hand lines and Q610's aerial master streams.

Fire was then transitioned into an offensive mode and Q302 was reassigned to the Alpha side to assume RIC. Q302 gathered RIC equipment and established RIC near Alpha side front door. Around 30 minutes later, the fire was declared under control and RIC was then stood down.

Q302 was then reassigned to salvage and overhaul. Q302 made entry and split into two crews of two and gathered the family's personal belongings and spotted out a few small fires via interior hand lines. After this assignment, Q302 exited the structure for a bottle recycle and rehab. Q302 then stood by for any further assignment. Q302 was cleared by command shortly after.

Q302 remained OOS until crew was in clean gear, equipment was cleaned and replenished, and crew showers were complete. Q302 then went back in service.

March 22 (A) – Structure Fire (AutoAid Received – Austin) – 8647 W US 290 Highway

[ENG301] Engine 301 was called out for a grass fire. On arrival, found a fully involved shop/metal building on fire. E301 upgraded it to a full box. E301 took Command and then did a 360. E301 fire fighters pulled off both rack lines, taking one to the C side and the other to the A side, and started to put water on the fire. E37 was close behind and once on scene they took the A side hose line and started to put out the front of the building. E301 crew all made their way back to the C side of the building to keep putting water on fire. E301 was the working Engine on the fire. E301 crew stayed on the C side for a while putting out the fire. After much of the fire was knocked down, E301 gave the hose over to Q27 while we went to grab a quick drink. After some time, the fire was put out and E301 helped with cleaning up, getting all hoses back on the truck, and got E37 all back together. E301 stayed on the call while we went back to the station, placed clean hose on the truck, and washed all the hose we used. Firefighters cleaned up and then went back in service.

[QNT302] Quint 302 arrived as the last unit on scene to a shed fire that was in a defensive posture. Command requested that Q302 gather tools and meet with Q27 and assist with overhauling the shed's contents for final extinguishment. Q302 pulled debris and cut corrugated tin away from the structure to assist the hose lines to hit hot spots. The fire was deemed under control and most units cleared the scene. Q302, E301, and E37 remained on scene for any potential flare ups. Shortly after, command deemed the incident was complete. All remaining crews gathered equipment and cleared the scene. Q302 cleared and returned into service.

[BAT301] Battalion 301 arrived on scene with E301, E37, and Q27. E301 Officer gave a size up of a shed fire that the shed was fully engulfed in flames and that this was a defensive fire. I assumed command of the incident and then assigned AFD BAT08 as the Safety Officer. I had E301 pull an attack line, E37 was back up, and Q27 was assigned to start to pull the metal siding from the building as there was a partial collapse of the roof. I then assigned E43 to grab a water supply and supply it to E301. Large diameter hose was pulled off of E37 to the hydrant and water was supplied to E301. I then had E43 and E29 standing by since this was a defensive fire. Q302 arrived on scene and I had them bring their tools up to assist in pulling metal siding apart. Once water supply was established at 02:52, the fire was knocked down quickly at 02:55. I then requested both Pedernales Electric to disconnect the electric to the building and the Travis County Fire Marshal's Office to have an Investigator enroute to the scene. With the fire being knocked down, we transitioned to overhaul and started to use foam. The crews pulled the walls apart and hit all of the hot spots in the building. I then released E43, E29, Q27, and BAT08. I conferred with the Travis County Fire Marshal for scene security and they were good with us clearing after all hot spots were out. All units cleared the scene and then went back into service once apparatus and personnel were restocked.

Automatic Aid Responses

Austin
 Manchaca – TCESD #5
 Lake Travis FR – TCESD #6
 Pedernales – TCESD #8
 Westlake – TCESD #9
 CE-Bar – TCESD #10
Total

March	
Received	Given To
8	19
0	0
1	2
0	0
2	2
0	0
11	23

2021	
Received	Given To
30	83
0	0
5	5
0	2
4	7
0	2
39	99

Mutual Aid Responses

North Hays County
Total

March	
Received	Given To
0	1
0	1

2021	
Received	Given To
0	1
0	1

Operations & Training

Unscheduled OT hours	478	1,291
PTO hours taken	639	2,126
Part Time hours	24	24
Injuries	0	0
Injuries lost time hours	0	0
Physical Activity	104	357
Volunteer Hours Contributed	139	393
Training: Contact Classes Delivered	839	1,741
Training: Contact Hours Delivered	2,331	4,660
ENG301 Maintenance & Repair Costs	\$0	\$0
QNT302 Maintenance & Repair Costs	\$0	\$825
Staff Turnover	1	1

	March	2021
Unscheduled OT hours	478	1,291
PTO hours taken	639	2,126
Part Time hours	24	24
Injuries	0	0
Injuries lost time hours	0	0
Physical Activity	104	357
Volunteer Hours Contributed	139	393
Training: Contact Classes Delivered	839	1,741
Training: Contact Hours Delivered	2,331	4,660
ENG301 Maintenance & Repair Costs	\$0	\$0
QNT302 Maintenance & Repair Costs	\$0	\$825
Staff Turnover	1	1

FF Hunn moved out of state (spouse accepted new job)

Special Projects Status

- The new quint was delivered and through prompt training (with documentation), the truck is now in service. We will be coordinating with the Round Rock Fire Department for the existing truck to make its journey to their training facility to begin the next phase of its usefulness.
- The separating partition wall for the expansion project at Circle Drive is still anticipated in mid-May. We will have the installation scheduled with the contractor as soon as shipping has been completed.
- The Texas Legislature continues. We are continuing to monitor multiple bills of varying impact and providing input as necessary or possible.

